

SONNY THE STALLION


By Vi Thurmond
The Signature Series

Suggested Colors:


TCS# YE-6-4-5

Genesis Oils	Yellow Ochre + Diarylde Yellow 3:1	
Americana	Antique Gold	
Ceramcoat	Antique Gold	
Folk Art	Yellow Ochre	
Jo Sonja	Yellow Oxide + White 8:1	
W/N Oils	Mars Yellow	
Permalba Oils	Yellow Ochre	


TCS# YE-6-4-7

Genesis Oils	*Yellow Ochre + Diarylde Yellow 2:1	
Americana	True Ochre	
Ceramcoat	Antique Gold + Golden Brown 8:1	
Folk Art	Yellow Ochre + Raw Sienna 1:T	
Jo Sonja	Yellow Oxide	
W/N Oils	Yellow Ochre Pale	
Permalba Oils	Yellow Ochre + Naples Yellow Perm. 1:1	

TCS# RE-6-4-9

Genesis Oils	Pyrrole Red 02	
Americana	Deep Burgundy	
Ceramcoat	Barn Red	
Folk Art True	Burgundy (AP)	
Jo Sonja	Burgundy	
W/N Oils	*Aliz. Crimson + Bt. Sienna + White 2:2:1	
Permalba Oils	Alizarin Crimson Permanent	


TCS# BL-5-2-9

Genesis Oils	Paynes Gray	
Americana	Paynes Grey	
Ceramcoat	Paynes Grey	
Folk Art	Paynes Gray + Prussian Blue (1:T)	
Jo Sonja	Paynes Grey	
W/N Oils	Indigo	
Permalba Oils	Indigo	


To understand and learn more about the TCS Color Matching System and how it can help you make color choices:

www.gotcs.com/sbk15.htm


TCS# BR-1-2-5

Genesis Oils	Raw Sienna	
Americana	Raw Sienna	
Ceramcoat	Raw Sienna	
Folk Art	*Yellow Light + Terra Cotta 2:1	
Jo Sonja	*Raw Sienna + Gold Oxide (T)	
W/N Oils	Raw Sienna	
Permalba Oils	*Raw Sienna + Burnt Sienna + Cadmium Yellow Deep 2:1:1	


TCS# BR-6-2-6

Genesis Oils	Burnt Sienna	
Americana	Burnt Sienna	
Ceramcoat	*Brown Iron Oxide + Red Iron Oxide 1:1	
Folk Art	Burnt Sienna (AP)	
Jo Sonja	Burnt Sienna	
W/N Oils	Mars Brown	
Permalba Oils	*Cadmium Red Light + Burnt Umber 2:1	


TCS# BR-7-6-9

Genesis Oils	Burnt Umber	
Americana	Burnt Umber	
Ceramcoat	Dark Burnt Umber	
Folk Art	*Burnt Umber + Burnt Sienna (AP) 2:1	
Jo Sonja	Burnt Umber	
W/N Oils	Vandyke Brown	
Permalba Oils	Burnt Umber	

TCS# BK-5-1-9

Genesis Oils	Black (Carbon 01)	
Americana	Black (Ebony/Lamp)	
Ceramcoat	Black	
Folk Art	Licorice	
Jo Sonja	Black (Carbon)	
W/N Oils	Lamp Black	
Permalba Oils	Black (Lamp)	

TCS# WH-5-1-1

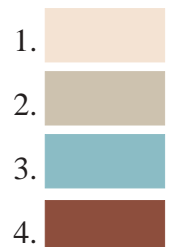
Genesis Oils	White (Titanium)	
Americana	White (Snow/Titanium)	
Ceramcoat	White	
Folk Art	White (Titanium) (AP)	
Jo Sonja	White (Titanium)	
W/N Oils	White (Titanium)	
Permalba Oils	Permalba White	

FOLLOW THE COLORS AS THEY APPEAR ON THE COLOR GUIDE:

Background WH-5-1-1(White) + BK-5-1-9(Black) 1:T to make a pale gray

Sonny

1. WH-5-1-1 (White) + BR-1-2-5 (Raw Sienna) 16:1 Light value beige
2. WH-5-1-1 (White) + BR-6-2-6 (Bt Sienna) +
BR-1-2-5 (R. Sienna) + BL-5-2-9 (Paynes Gray)
14:5:3:1 Medium value (pinkish) beige



3. WH-5-1-1 (White) + YE-6-4-5 (Lt Gold) +
BL-5-2-9 (Paynes Gray) 6:4:2 Medium value gray-green
4. BR-6-2-6 (Bt Sienna) + RE-6-4-9 (Dk Crimson)
WH-5-1-1 (White) 4:2:1 Medium / dark value brown

Mix these colors, then use the colors listed and these mixes to finish the picture.

For a lesson on painting fur by Vi Thurmond, go to her website:

www.thurmondsltd.com

Instructions by Bobbie Pearcy
© 2002 by Tru-Color Systems
Questions/Comments: bobbie@gotcs.com

A TCS Color Mixing Special

by Bobbie Pearcy

**By using just five (5) Genesis Artist Colors:
Bismuth Yellow, Genesis Red, Ultramarine Blue, Burnt Umber, and Titanium White
you can create the colors needed to complete Sonny, the Stallion:**

Light Gold

Genesis Oils Bismuth Yellow +
Genesis Red +
Burnt Umber 5:1:T



Raw Sienna

Genesis Oils Bismuth Yellow +
Genesis Red +
Burnt Umber 3:1:1



Gold

Genesis Oils Bismuth Yellow +
Genesis Red +
Burnt Umber 4:1:T



Burnt Sienna

Genesis Oils Genesis Red +
Burnt Umber +
Bismuth Yellow 1:1:1



Dark Crimson

Genesis Oils Genesis Red +
Ultramarine Blue +
Burnt Umber 5:2:T



Dark Brown

Genesis Oils Burnt Umber



Paynes Gray

Genesis Oils Ultramarine Blue +
Burnt Umber 2:1



Black

Genesis Oils Ultramarine Blue
Burnt Umber 1:1



White

Genesis Oils White (Titanium)

